

# Sound Generator 5. Classic Ding-Dong Door Chime


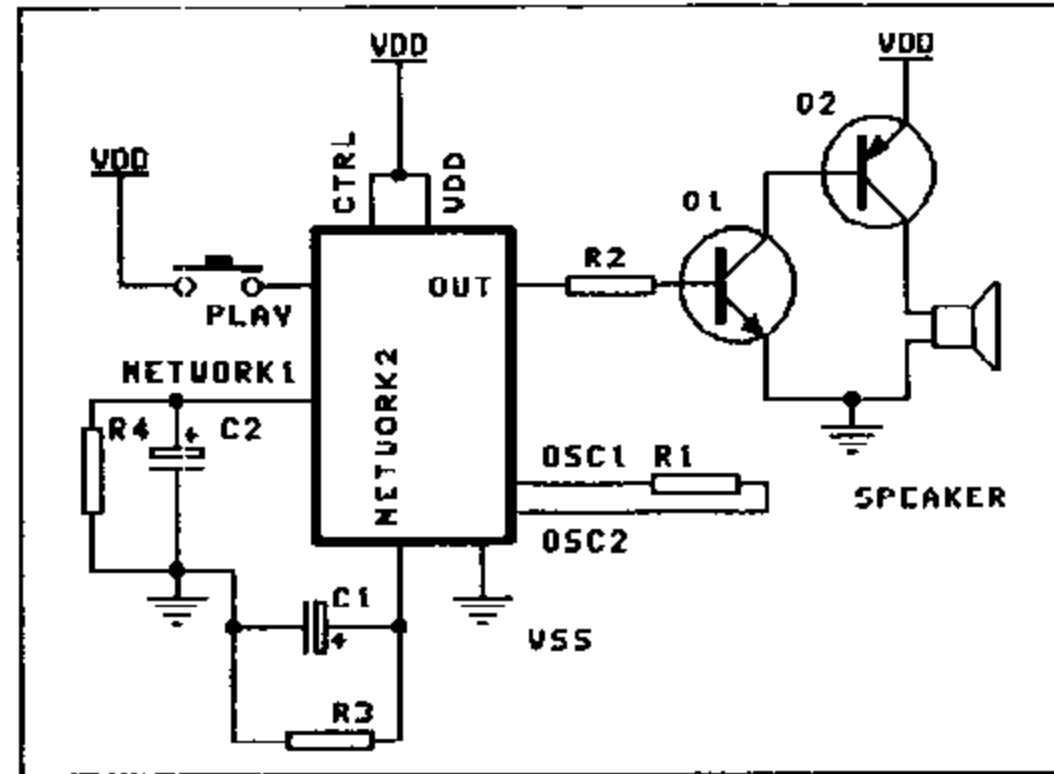
## SPECIFICATIONS

Cmos LSI chip. Two RC networks modulate the envelope of the sound. 3V operation (2.4V to 4.5V.) Standby current less than 2  $\mu$ A. Oscillator frequency (R1 510K, 64kHz.) Change the component values to get the sound and tone of your choice. A higher C1 value will increase the *ding* duration; higher C2 the *dong* time.

## PINOUT

Bonded on a 29mm x 16mm single sided PCB.

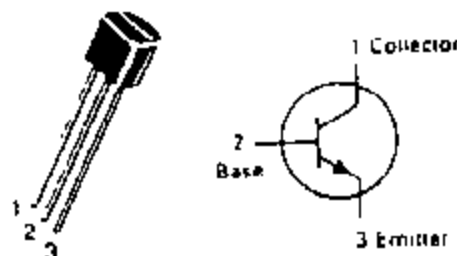
PCB Position	Function
1	Ground, VSS
2	Audio Out
3	Not Connected
4	Oscillator 2
5	Oscillator 1
6	Positive supply, VDD
7	NC
8	NC
9	NC
10	Play
11	NC
12	To VDD, control
13	RC network 1
14	RC network 2



## COMPONENTS

8 ohm speaker	1
3V battery snap	1
Push-on switch	1
470K resistor R1	1
150K resistor R2	1
330K resistor R3	1
1M resistor R4	1
SG5 COB PCB	1
BC547, Q1	1
BC557, Q2	1
3.3 elcap C1 or C2	2
10 $\mu$ F elcap C1 or C2	2

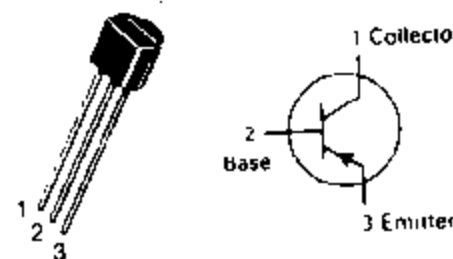
## BC547, A, B, C BC548, A, B, C



AMPLIFIER TRANSISTORS

NPN SILICON

## BC557, A, B, C



AMPLIFIER TRANSISTORS

PNP SILICON