
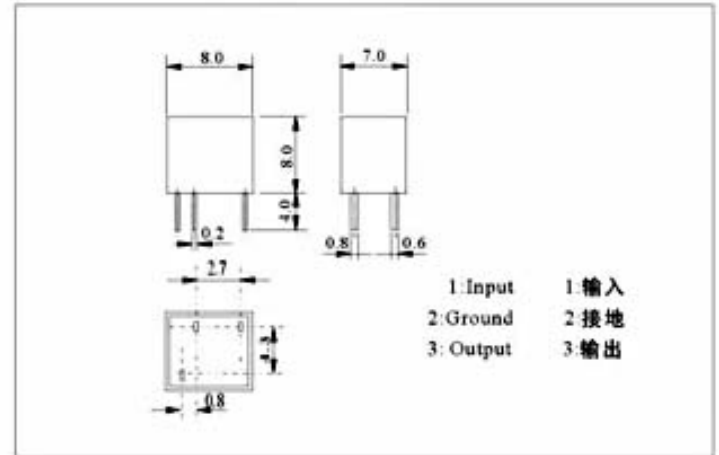


LT455□U

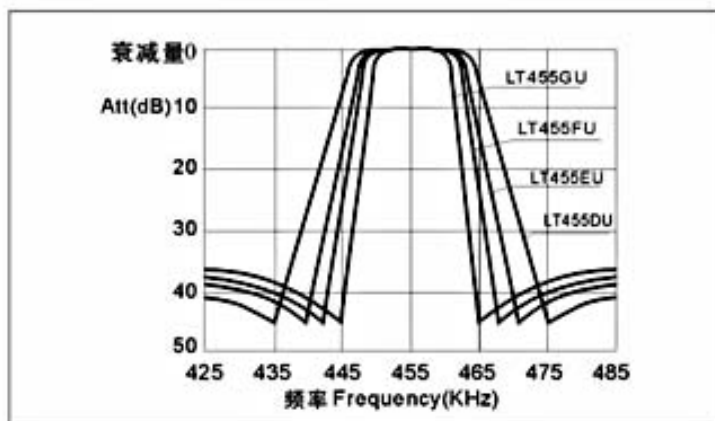


DIMENSIONS(mm) 外形尺寸

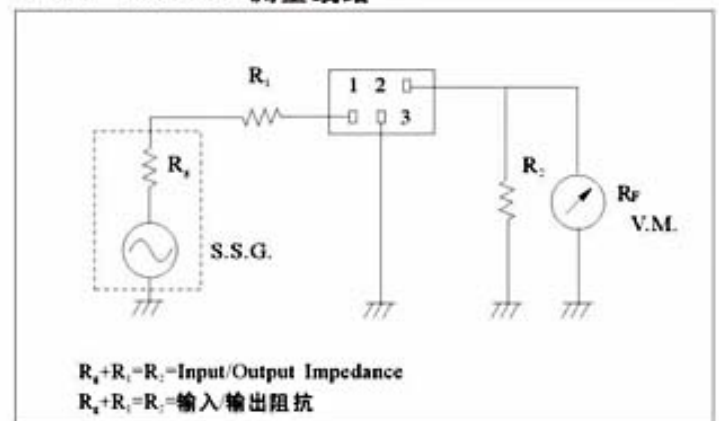


PRINCIPAL PARAMETERS 主要参数

Model 型号	6dB Band Width 6分贝带宽 (Khz) min	选择性 Selectivity		Stop Band Att 455 ± 100KHz 阻带衰减 (dB) min	Insertion Loss 插入损耗 (dB) max	In/Output Impedance 输入/输出阻抗 (KΩ)
		Att Band Width 衰减带宽 (KHz)max	Att Specified 保证衰减量 (dB)min			
LT455BU	±15	±30	40	27	4	1.5
LT455CU	±12.5	±24				
LT455DU	±10	±20				
LT455EU	±7.5	±15				
LT455FU	±6	±12.5				
LT455GU	±4.5	±10		25	6	2
LT455HU	±3	±9				
LT455IU	±2	±7.5				
LTW455HT	±3	±9				
LTW455IT	±2	±7.5				



TEST CIRCUIT 测量线路



[Click here to enlarge the photo](#)