

## GENERAL INSTRUCTIONS

Custom Engineering s.r.l. declines all responsibility for accidents or damage to persons or property occurring as a result of tampering, structural or functional modifications, unsuitable or incorrect installations, environments not in keeping with the equipment's protection degree or with the required temperature and humidity conditions, failure to carry out maintenance and periodical inspections and poor repair work.

The PSP05 is in conformity with the essential Electromagnetic Compatibility and Safety requirements laid down in Directives: 89/336/EEC dated 3 May 1989 and subsequent revisions (Directive 92/31/EEC of 28 April 1992 and Directive 93/68/EEC of 22 July 1993);

73/23/EEC dated 19 February 1973 and subsequent revisions (Directive 93/68/EEC of 22 July 1993);

inasmuch as it was designed and constructed in conformity with the provisions laid down in the following Harmonized Standards:

EN 55022 (Limits and methods of measurements of radio interference characteristics of Information Technology Equipment);

EN 50082-1 (Electromagnetic Compatibility - General Immunity Standard - Part 1; Residential, commercial and light industry);

EN 60950 (Safety of information technology equipment, including electrical business equipment).



The format used for this manual improves use of natural resources reducing the quantity of necessary paper to print this copy.

**DOFE-PSP05  
REV. 110**

## PSP05 Switching power supply



### USER MANUAL

The aim of this manual is to provide instructions to enable the customer to make the best possible use of the product. Any suggestion regarding errors in its contents or possible improvements will be greatly appreciated

The products are continuously checked and improved. For this reason Custom Engineering S.r.l. reserves the right to modify the information contained in this manual without prior notice



**FOR FURTHER DETAILS PLEASE CONTACT :**

**CUSTOM ENGINEERING S.r.l.**

**Strada Berettine 2, 43010 Fontevivo, Parma (Italy)**

Tel. +39-0521-680111 Fax +39-0521-610701

*Web site : <http://www.custom.it>*

## Output specifications

Output Voltage		5 V
Output Current	Minimum	0 A
	Maximum	3 A
	Peak	5 A(1)
	Short Circuit	6 A(2)
Ripple P-P		50 mV(3)
Total Regulation		4 % (4)
Line Regulation	Low line to high line, full load	±0.25% maximum
Load Regulation	0 % to 100% of full load	2 %
Overshoot/Undershoot	At turn-on	None
Transient Response	40% to 60% of full load	30 mV peak transient settling to final value within 1ms
Temperature Coefficient		0.0012 %/°C
OVP Threshold		6.7 V ±1V
Output Power Range	40° C ambient temp.	15 W
	Peak(3)	25 W
Short Circuit Protection		Auto-restart

- (1) Peak current lasting < 1 minutes with a maximum 10 % duty cycle.  
 (2) < 50 ms with a 30 % duty minium  
 (3) 30 MHz bandwidth at full load.  
 (4) At 25°C, including: initial tollerance, line voltage and loads current.

## Input specifications

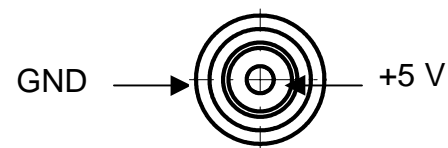
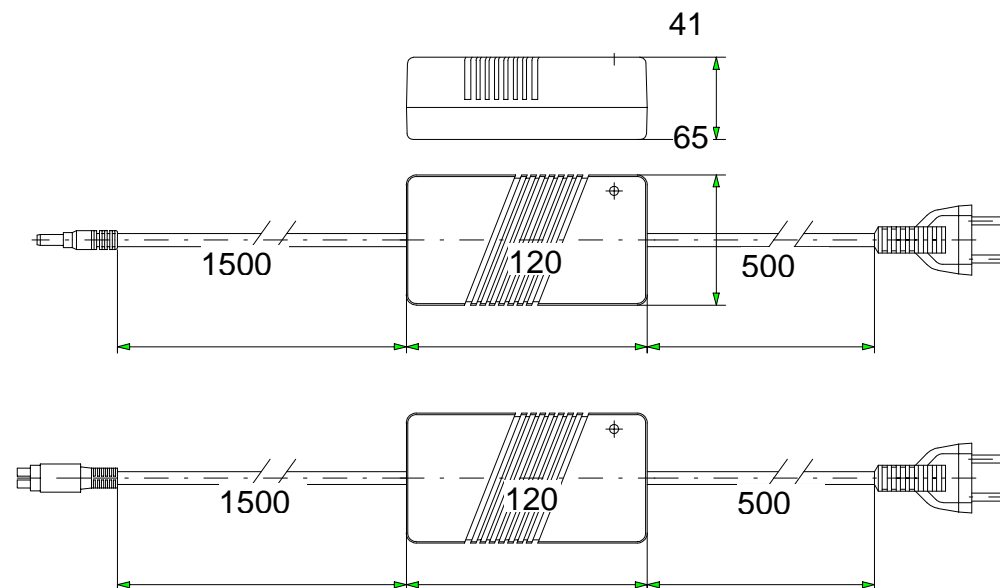
Input Voltage		100 Vac to 240 Vac
Input Frequency		50 Hz to 60 Hz
Input surge current	240 Vac	6 A maximum
Conducted Noise		EN55022

## General specifications

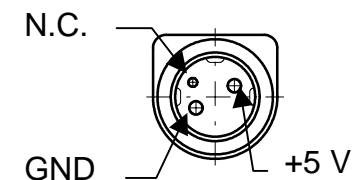
Holdup Time	220 Vac Full Load	90 ms
Efficiency	220 Vac input	0.89 %
	15 W output	
Isolation voltage	Input/Output	3750 Vac
Weight		315 g

## Environmental specifications

Temperature	Operating	0 °C to +40 °C
	Non-Operating	-40 °C to +85 °C
Relative Humidity	Non-Condensing	5 % to 95 %
MTBF	MIL-HDBK-217E	>200000 hours



Mod.PSP05-D



Mod. PSP05-T